

Scaled data based on original data using  
LM-79-08 Approved Method: Electrical and Photometric Measurements of Solid-  
State Lighting Products

Test Report Prepared for  
Cooper Lighting Solutions  
(formerly Eaton)

Brand: INVUE

Report Number: P674991

Luminaire Tested: **CCW-SA-1C-750-U-T3**

Issue Date: 04/25/2023



**Test Information**

Test Method: LM-79-08  
Report Number: P674991  
Test Lab: INNOVATION CENTER(G1)  
Issue Date: 04/25/2023  
Manufacturer: COOPER LIGHTING SOLUTIONS (FORMERLY EATON)  
Product Line: INVUE  
Catalog Number: CCW-SA-1C-750-U-T3  
Description: INVUE CLEAR CURVE Wall Pack MOUNT LIGHT SQUARE LUMINAIRE @615mA w/  
T3 distribution lens  
Light Source: (16) 5000K CCT, 70 CRI LEDS  
Ballast/Driver: ELECTRONIC DRIVER

**Summary**

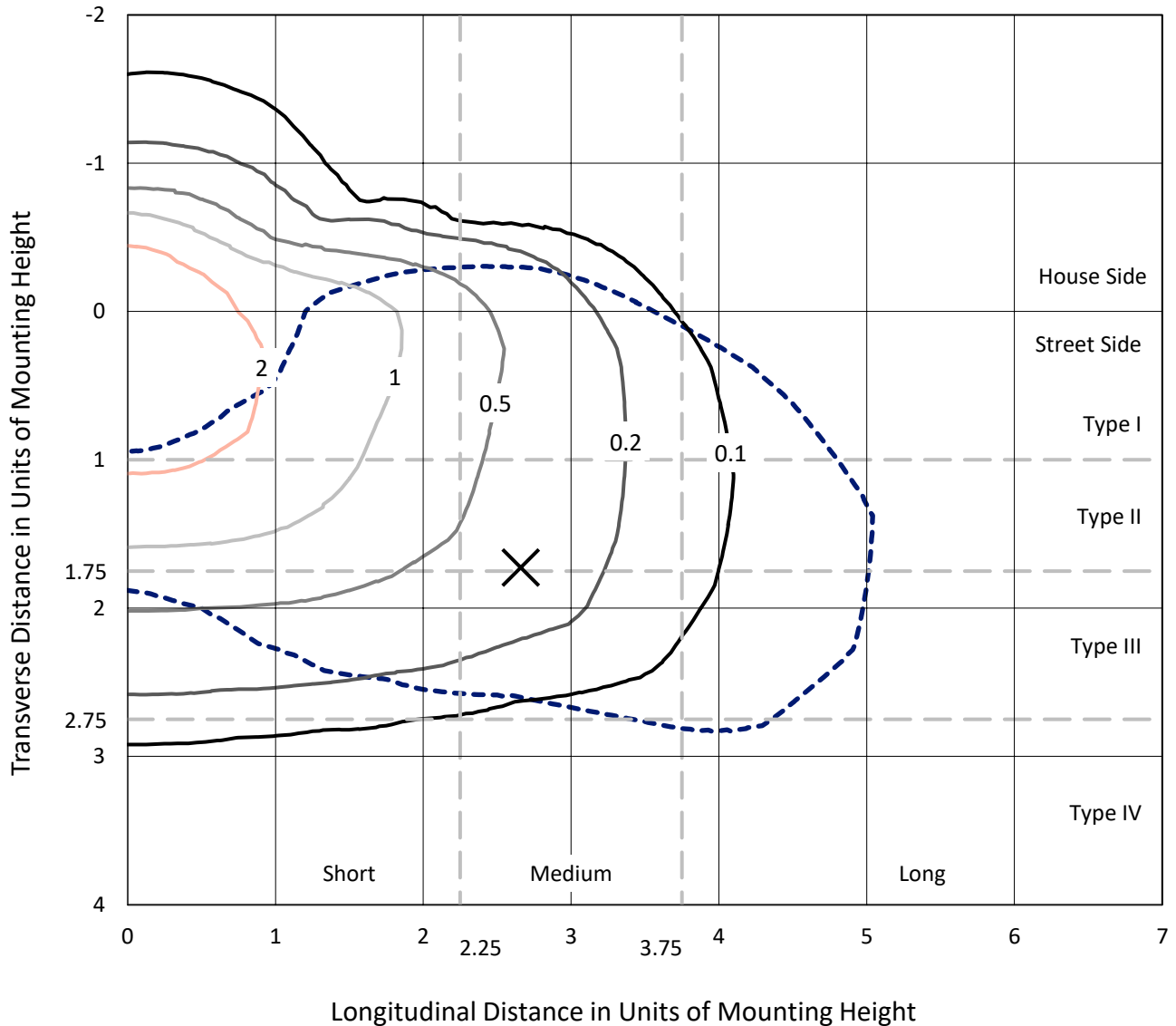
Lumens per Lamp: N/A  
Luminaire Lumens: 4672.8 lumens  
Efficiency: N/A  
Efficacy: 146.0 lumens/watt  
Luminous Opening: Rectangular (W 1' x L: 0.5' x H: 0')  
IES Classification: Type III - Medium  
BUG Rating: B1 - U0 - G1

Input Watts (W): 32  
Input Voltage (V): 120  
Input Current (Ain): NR  
Voltage Rise (V): NR  
Power Factor: NR  
Total Harmonic Distortion (THDi): NR  
Frequency (hertz): 60  
Stabilization Time: NR  
Operation Time: NR  
Ambient Temperature (°C): NR  
Test Distance: 25 FT

REPORT NUMBER: P674991  
 CATALOG NUMBER: CCW-SA-1C-750-U-T3

### Iso-Footcandle Lines of Horizontal Illumination

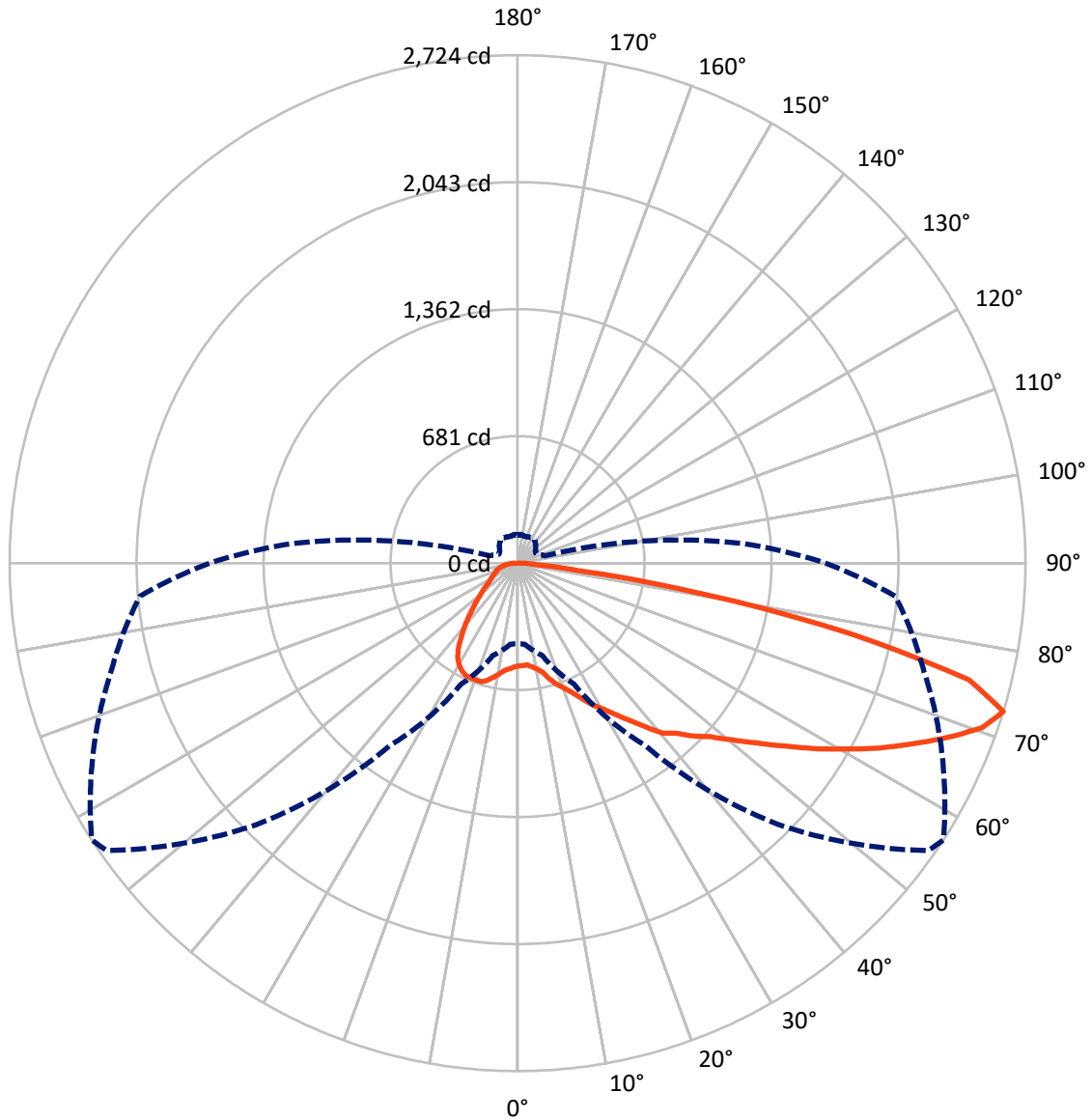
× Max cd  
 - - - 1/2 Max cd



Based on 15 foot mounting height. Maximum calculated value = 2.8 fc  
 Type III - Medium - N/A

REPORT NUMBER: P674991  
CATALOG NUMBER: CCW-SA-1C-750-U-T3

### Luminous Intensity Polar Plot



— Vertical Plane Through 57-Deg Lateral    - - - Horizontal Cone Through 72.5-Deg Vertical

REPORT NUMBER: P674991  
 CATALOG NUMBER: CCW-SA-1C-750-U-T3

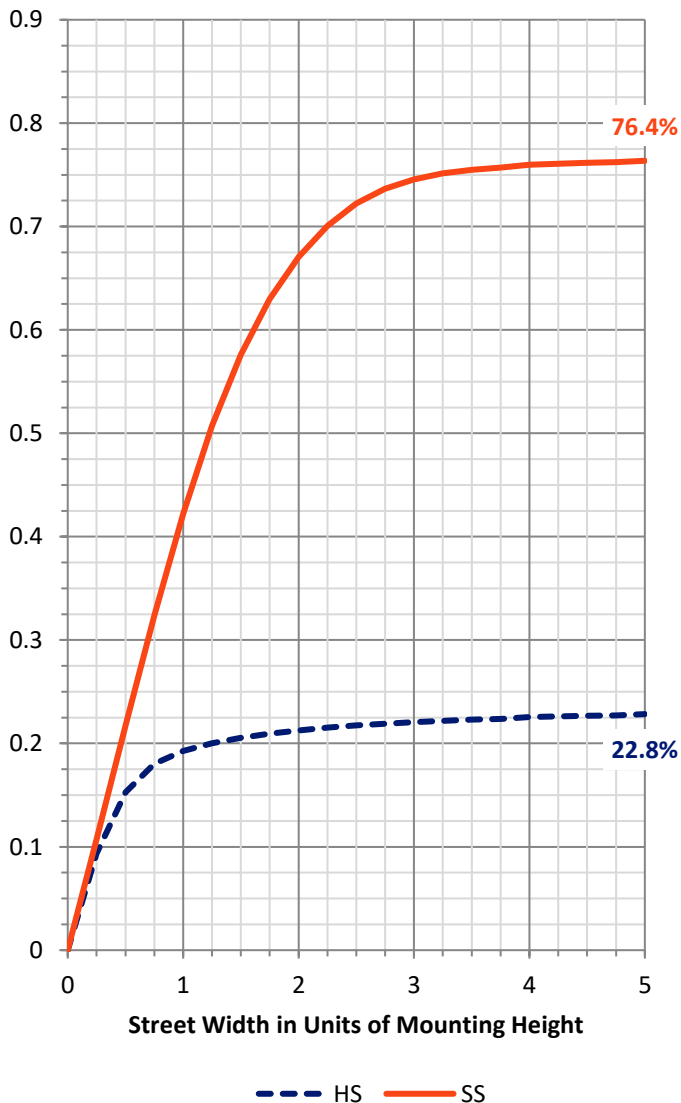
**FLUX DISTRIBUTION:**

		Downward	Upward	Total
<b>House Side</b>	Lumens	1091.3	0.0	1091.3
	% Fixture	23.4	0.0	23.4
<b>Street Side</b>	Lumens	3581.6	0.0	3581.6
	% Fixture	76.6	0.0	76.6
<b>Total</b>	Lumens	4672.8	0.0	4672.8
	% Fixture	100.0	0.0	100.0

**Coefficient of Utilization**

**ZONAL LUMENS:**

Zone	Lumens	% Fixture
0°-10°	54.7	1.2
10°-20°	184.5	3.9
20°-30°	337.3	7.2
30°-40°	494.8	10.6
40°-50°	681.3	14.6
50°-60°	934.3	20.0
60°-70°	1126.3	24.1
70°-80°	750.3	16.1
80°-90°	109.3	2.3
90°-100°	0.0	0.0
100°-110°	0.0	0.0
110°-120°	0.0	0.0
120°-130°	0.0	0.0
130°-140°	0.0	0.0
140°-150°	0.0	0.0
150°-160°	0.0	0.0
160°-170°	0.0	0.0
170°-180°	0.0	0.0
0°-90°	4672.8	100.0
0°-180°	4672.8	100.0



REPORT NUMBER: P674991

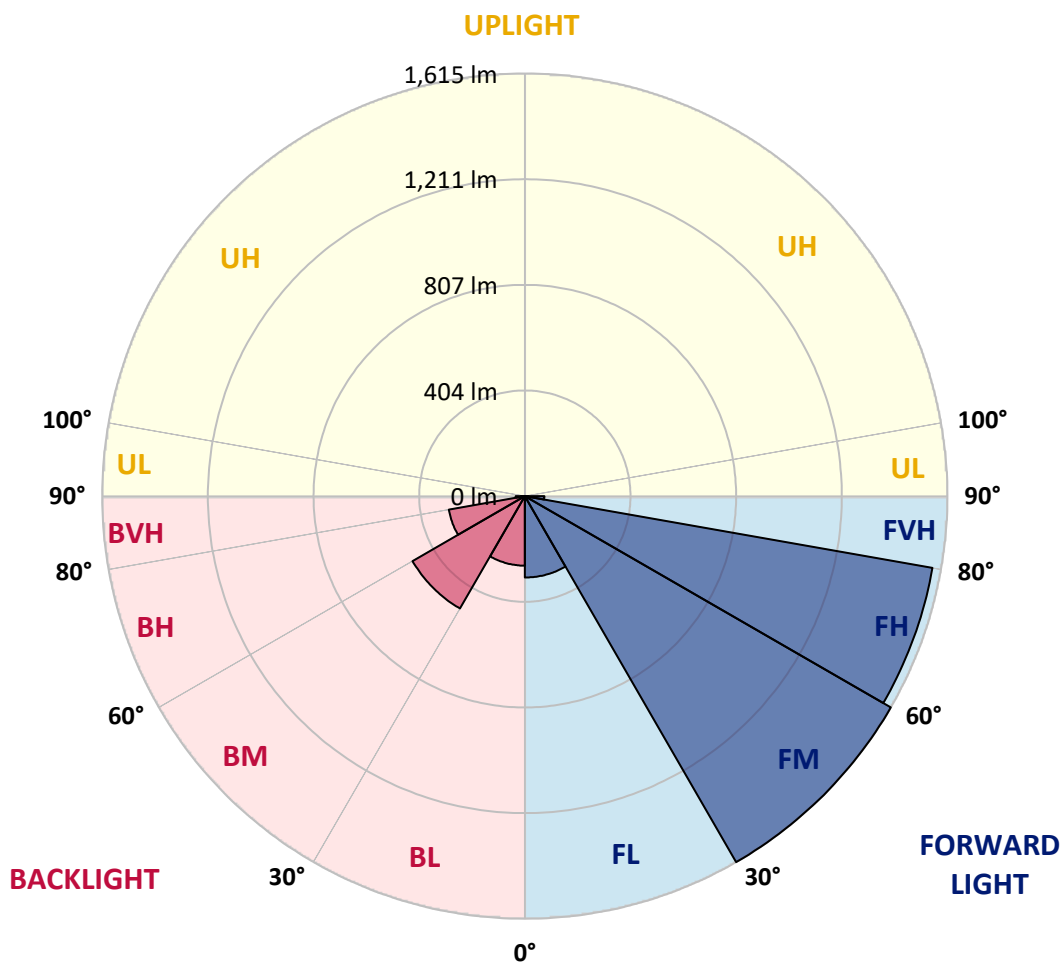
CATALOG NUMBER: CCW-SA-1C-750-U-T3

**LUMINAIRE CLASSIFICATION SYSTEM LUMEN TABLE AND BUG RATING:**

Zone	Lumens	% Fixture	Zone Rating/Lumen Limit		
			B	U	G
FL (0°-30°)	310.9	6.7			
FM (30°-60°)	1614.8	34.6			
FH (60°-80°)	1581.5	33.8			G1/1800
FVH (80°-90°)	74.4	1.6			G1/100
BL (0°-30°)	265.7	5.7	B1/500		
BM (30°-60°)	495.7	10.6	B1/1000		
BH (60°-80°)	295.1	6.3	B1/500		G1/500
BVH (80°-90°)	34.9	0.7			G1/100
UL (90°-100°)	0.0	0.0		U0/0	
UH (100°-180°)	0.0	0.0		U0/0	

**BUG Rating: B1-U0-G1**

Type III Medium





REPORT NUMBER: P674991

CATALOG NUMBER: CCW-SA-1C-750-U-T3

**CANDELA DISTRIBUTION (FULL):**

	0°	5°	15°	25°	35°	45°	55°	57°	65°	75°	85°
0°	551.5	551.5	551.5	551.5	551.5	551.5	551.5	551.5	551.5	551.5	551.5
2.5°	541.3	543.0	546.4	544.7	544.7	539.6	548.1	549.8	546.4	548.1	551.5
5°	541.3	544.7	549.8	546.4	548.1	546.4	543.0	548.1	548.1	549.8	554.9
7.5°	570.3	568.6	568.6	563.5	561.8	560.1	561.8	561.8	558.4	560.1	560.1
10°	602.6	602.6	599.2	599.2	595.8	587.3	578.8	577.1	572.0	573.7	573.7
12.5°	636.7	640.1	643.5	633.3	629.8	616.2	611.1	600.9	600.9	597.5	595.8
15°	679.2	674.1	677.5	674.1	665.6	652.0	643.5	645.2	633.3	629.8	624.7
17.5°	716.7	718.4	713.3	709.9	694.5	684.3	686.0	684.3	669.0	663.9	655.4
20°	760.9	759.2	759.2	749.0	735.4	721.8	716.7	715.0	718.4	708.2	687.7
22.5°	806.9	800.1	800.1	791.6	772.8	764.3	760.9	754.1	757.5	749.0	718.4
25°	844.3	844.3	856.3	839.2	829.0	812.0	805.2	806.9	808.6	791.6	755.8
27.5°	893.7	885.2	897.1	888.6	883.5	864.8	856.3	861.4	858.0	839.2	789.9
30°	956.7	958.4	951.6	939.7	932.9	919.2	914.1	909.0	914.1	890.3	827.3
32.5°	1035.0	1040.1	1023.1	1009.5	997.5	983.9	973.7	968.6	973.7	938.0	856.3
35°	1125.2	1130.3	1116.7	1101.4	1087.8	1053.7	1045.2	1036.7	1018.0	960.1	883.5
37.5°	1208.6	1201.8	1198.4	1198.4	1172.9	1123.5	1118.4	1113.3	1077.6	1004.4	920.9
40°	1264.8	1273.3	1269.9	1266.5	1263.1	1217.1	1206.9	1198.4	1138.8	1070.7	973.7
42.5°	1327.8	1322.7	1336.3	1341.4	1329.5	1315.9	1275.0	1246.1	1193.3	1138.8	1052.0
45°	1402.7	1399.3	1404.4	1423.1	1406.1	1411.2	1343.1	1322.7	1256.3	1223.9	1150.7
47.5°	1469.1	1477.6	1503.1	1508.2	1494.6	1518.4	1423.1	1390.8	1348.2	1322.7	1252.9
50°	1498.0	1508.2	1566.1	1601.9	1603.6	1641.0	1503.1	1489.5	1431.6	1441.8	1380.6
52.5°	1474.2	1506.5	1576.3	1669.9	1727.8	1765.3	1608.7	1601.9	1549.1	1581.4	1520.1
55°	1496.3	1527.0	1572.9	1704.0	1850.4	1858.9	1755.1	1729.5	1676.8	1721.0	1664.8
57.5°	1506.5	1489.5	1576.3	1741.4	1940.6	1962.7	1894.7	1875.9	1835.1	1877.6	1845.3
60°	1426.5	1446.9	1528.7	1731.2	1945.7	2073.4	2051.3	2024.0	1986.6	2025.7	2007.0
62.5°	1336.3	1349.9	1438.4	1669.9	1974.7	2153.4	2202.8	2182.3	2129.6	2163.6	2196.0
65°	1222.2	1223.9	1322.7	1561.0	1918.5	2199.4	2335.5	2333.8	2296.4	2287.9	2338.9
67.5°	1082.7	1096.3	1174.6	1445.2	1841.9	2250.4	2466.6	2492.2	2417.3	2350.9	2369.6
70°	830.7	844.3	919.2	1184.8	1685.3	2235.1	2628.3	2642.0	2495.6	2327.0	2279.4
72.5°	432.4	435.8	512.4	715.0	1195.0	1984.9	2687.9	2723.7	2516.0	2257.2	2032.5
75°	143.0	143.0	175.3	272.4	563.5	1269.9	2434.3	2499.0	2415.6	2083.6	1663.1
77.5°	85.1	86.8	103.8	136.2	224.7	507.3	1715.9	1830.0	1976.4	1772.1	1215.4
80°	61.3	63.0	78.3	93.6	134.5	163.4	861.4	1019.7	1213.7	1140.5	648.6
82.5°	46.0	46.0	61.3	69.8	91.9	97.0	240.0	328.5	524.3	408.5	178.7
85°	47.7	47.7	47.7	49.4	63.0	56.2	100.4	107.2	153.2	134.5	49.4
87.5°	17.0	18.7	47.7	32.3	32.3	23.8	39.2	42.6	54.5	56.2	18.7
90°	0.0	0.0	0.0	0.0	0.0	0.0	0.0	0.0	0.0	0.0	0.0



REPORT NUMBER: P674991  
 CATALOG NUMBER: CCW-SA-1C-750-U-T3

**CANDELA DISTRIBUTION (continued):**

	90°	95°	105°	115°	125°	135°	145°	155°	165°	175°	180°
0°	551.5	551.5	551.5	551.5	551.5	551.5	551.5	551.5	551.5	551.5	551.5
2.5°	553.2	553.2	554.9	554.9	558.4	561.8	566.9	563.5	563.5	565.2	563.5
5°	551.5	553.2	558.4	566.9	570.3	572.0	582.2	582.2	582.2	585.6	585.6
7.5°	558.4	561.8	570.3	578.8	580.5	585.6	599.2	602.6	611.1	614.5	616.2
10°	575.4	580.5	587.3	597.5	604.3	611.1	621.3	633.3	631.6	641.8	643.5
12.5°	600.9	599.2	611.1	621.3	628.1	638.4	641.8	641.8	641.8	641.8	645.2
15°	621.3	624.7	635.0	641.8	650.3	648.6	641.8	635.0	636.7	635.0	635.0
17.5°	652.0	652.0	660.5	662.2	665.6	648.6	638.4	638.4	643.5	643.5	640.1
20°	682.6	680.9	684.3	682.6	660.5	640.1	638.4	640.1	641.8	640.1	638.4
22.5°	711.6	708.2	703.0	696.2	657.1	638.4	635.0	626.4	617.9	617.9	612.8
25°	737.1	733.7	720.1	699.6	655.4	628.1	611.1	590.7	580.5	575.4	582.2
27.5°	760.9	754.1	735.4	699.6	640.1	600.9	568.6	543.0	534.5	527.7	534.5
30°	793.3	781.4	755.8	694.5	616.2	558.4	514.1	483.5	474.9	464.7	468.1
32.5°	822.2	795.0	772.8	679.2	585.6	510.7	459.6	429.0	413.7	405.1	412.0
35°	852.8	825.6	779.6	655.4	537.9	452.8	401.7	372.8	360.9	349.0	349.0
37.5°	883.5	868.2	789.9	611.1	480.0	398.3	352.4	330.2	309.8	287.7	287.7
40°	948.2	927.7	801.8	560.1	422.2	345.6	313.2	284.3	263.9	233.2	231.5
42.5°	1016.3	972.0	801.8	498.8	371.1	308.1	277.5	246.8	209.4	190.7	192.4
45°	1103.1	1052.0	779.6	444.3	320.0	277.5	243.4	204.3	187.3	175.3	175.3
47.5°	1212.0	1132.0	752.4	384.7	279.2	250.2	207.7	183.8	171.9	161.7	160.0
50°	1341.4	1205.2	718.4	333.6	245.1	224.7	189.0	170.2	160.0	153.2	153.2
52.5°	1477.6	1312.5	694.5	287.7	217.9	190.7	175.3	163.4	154.9	149.8	148.1
55°	1615.5	1419.7	677.5	238.3	192.4	175.3	171.9	161.7	158.3	153.2	149.8
57.5°	1770.4	1508.2	674.1	204.3	171.9	168.5	175.3	166.8	161.7	156.6	151.5
60°	1937.2	1627.4	643.5	177.0	161.7	165.1	170.2	161.7	158.3	153.2	149.8
62.5°	2102.3	1715.9	560.1	156.6	151.5	154.9	161.7	154.9	149.8	151.5	153.2
65°	2170.4	1722.7	434.1	141.3	139.6	141.3	151.5	149.8	144.7	154.9	154.9
67.5°	2102.3	1661.4	306.4	127.7	127.7	136.2	153.2	156.6	151.5	165.1	163.4
70°	1947.4	1509.9	207.7	119.2	122.6	144.7	158.3	154.9	148.1	165.1	161.7
72.5°	1652.9	1208.6	151.5	110.6	115.8	137.9	156.6	153.2	148.1	154.9	148.1
75°	1241.0	859.7	119.2	100.4	102.1	124.3	161.7	153.2	139.6	136.2	131.1
77.5°	829.0	531.1	91.9	88.5	88.5	108.9	154.9	143.0	126.0	120.9	119.2
80°	394.9	212.8	73.2	74.9	76.6	93.6	141.3	127.7	114.1	107.2	107.2
82.5°	126.0	80.0	61.3	61.3	61.3	76.6	117.5	107.2	98.7	93.6	85.1
85°	44.3	44.3	52.8	54.5	49.4	56.2	97.0	91.9	81.7	68.1	66.4
87.5°	17.0	25.5	35.7	42.6	30.6	39.2	69.8	64.7	59.6	44.3	42.6
90°	0.0	0.0	0.0	0.0	0.0	0.0	0.0	0.0	0.0	0.0	0.0

(END OF REPORT)